


## STANDARD FEATURES

### Standard Location of Interior & Exterior Lights


- 1) Single Dome - Bottom of Overhead cabinet rear driver side.
- 2) Double Dome - On ceiling centered over table.
- 3) Single Dome - Bottom of Overhead cabinet rear passenger side
- 4) Double Dome - Bottom of Overhead cabinet above kitchen
- 5) Double Dome - Centered in trailer
- 6) Exterior LED light (Porch light)
- 7) Exterior LED light - Drivers side of trailer over grey and black tank drain
- 8) Bathroom Single Dome light
- 9) Exterior LED light - under nose
- 10) Double Dome - Centered at top of stairs
- 11) Bottom of Overhead Cabinet


### Standard Location of Captain's Reading Lamps

-  Standard Location of 12V/USB Outlet - Side of Drawer Stack at Entry Door


### Standard Location of Interior & Exterior 120V Outlets


- 1) 120V Interior Outlet - Kitchen, below Counter Top
- 2) 120v Outlet - Passenger Side, Dinette Bench Face
- 3) 120V outlet - Face of Fridge Wall below Fridge
- 4) 120V Interior Outlet - Microwave Cabinet
- 5&6) 120V Interior Outlet - Driver Side and Passenger Side at Head of Bed
- 7) 120V Interior Outlet - Side of Drawer Stack at Entry Door
- 8) Exterior 120V outlet - Passenger Side near Rear of Trailer


 Standard Location of Monitor Panel - Monitor Panel displays current levels for: Battery, Fresh Water Tank, Grey Water Tank, Black Tank. Includes Water Pump On/Off Switch & Hot Water Tank On/Off Switch


 Standard Location of Converter - Converts 120V power to 12V power and houses Breakers and Fuses

## OPTIONAL EQUIPMENT


 Standard Location for TV Coaxial with 120V Outlet - Located in face of overhead cabinet, Passenger Side at Foot of Bed

 Standard Location for Solar Panel Monitor - Displays: Battery Voltage, Solar Panel Input into Batteries & Controls Optional Inverter

 Standard Location for Surge Protector Monitor E.M.S. - Cycles through 8 possible electrical faults checking for errors. 3min delay.

 Standard Location for Jack Antenna - Jack antenna located on the roof of the trailer center

 Standard Location for Stereo

 Standard Location for Speakers - Mounted on face of over-head cabinets in dinette and below over-head cabinets in bed area

## 5.0TA Floorplan

## 5.0TA Floorplan